

# Sesamee®

travel locks looped shackle • SearchAlert®

## FEATURES & BENEFITS:

- Shackle designed to accommodate security cases
- Recognized & Accepted by the TSA
- Security Window cannot be altered with a paper clip
- Security Window can only be reset by a person knowing the combination
- Zinc Die Cast Body (Not Brittle Plastic)
- Steel Shackle is virtually unbreakable

## BEST USED FOR:



- Hardened Cases
- Music Cases
- Gun Cases
- Luggage
- Golf Bag Cases

**CCL**  
Security Products™

301 West Hintz Road  
Wheeling, IL 60090  
Telephone: 800.733.8588  
Fax: 847.537.1881  
www.cclsecurity.com  
A Proud Union Company. (S.E.I.U.)



## Security Window

-  **Red Window:**  
Luggage has been searched.
-  **Green Window:**  
Lock Not Opened.



The new SearchAlert® Security window changes color from Green to Red when the TSA secured access device is used to open the lock, or when an unauthorized person has opened the lock using a counterfeit opening device. Travelers will now know when their K6435 SearchAlert® locks have been opened, and whether their bags have been searched by a TSA agent, or violated by an unknown person.



# Sesamee®

travel locks looped shackle • SearchAlert®

## FEATURES & BENEFITS:

- Shackle designed to accommodate security cases
- Recognized & Accepted by the TSA
- Security Window cannot be altered with a paper clip
- Security Window can only be reset by a person knowing the combination
- Zinc Die Cast Body (Not Brittle Plastic)
- Steel Shackle is virtually unbreakable

## BEST USED FOR:

- Hardened Cases
- Music Cases
- Gun Cases
- Luggage
- Golf Bag Cases



301 West Hintz Road  
 Wheeling, IL 60090  
 Telephone: 800.733.8588  
 Fax: 847.537.1881  
 www.cclsecurity.com  
 A Proud Union Company. (S.E.I.U.)

## TO SET OR CHANGE YOUR COMBINATION:

Padlock is preset to 0-0-0. Turn wheels to this combination. Pull up on shackle to open. This Travel Lock product is preset on Green at the factory. If a secured access device was used to open your SearchAlert® combination lock, the color of the Security Window would change from Green to Red. To reset your SearchAlert® Security Window back to Green, follow these simple steps:

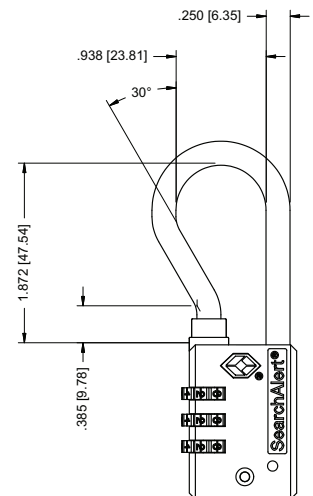
- Step #1:** Set the dials to the correct combination and pull up the shackle.
- Step #2:** Turn the shackle 180 degrees, and push shackle in. The Security Window should change color from Red to Green.
- Step #3:** Pull up the shackle and the SearchAlert® is ready for full use.



## OPERATING INSTRUCTIONS

This Travel Lock product is preset at the factory to open at 0-0-0. To reset your SearchAlert® combination lock to open on your own combination follow these simple steps:

- Step #1:** Set the dials to 0-0-0 and pull out the shackle.
- Step #2:** Turn shackle halfway around (180 degrees) and push in.
- Step #3:** Hold shackle depressed and turn 90 degrees (1/4 turn) in either direction.
- Step #4:** Set the dials to your own combination. Memorize the combination.
- Step #5:** Without moving the dials, return the shackle to the 180 degree position. Pull out shackle and turn it 180 degrees.
- Step #6:** Push shackle in, it should not lock. Push shackle in and turn one or more dials, the shackle should lock.
- Step #7:** To test, turn dials to the new combination, pull shackle open. Combination can only be changed when the lock is in the open position. Follow steps 2 through 6.



MODEL #	BOX QTY	CASE QTY	LIST PRICE
K6435PSB BLACK	6	100	\$10.95
K6435PTR PEWTER	6	100	\$10.95

