

Camlocks

dial combination

FEATURES & BENEFITS:

- Secure with 1,000 Possible Combinations
- Durable All-metal Construction
- Easy to Use
- Easy to Recombine
- Zinc alloy diecast
- Bright chrome plated standard

BEST USED FOR:

- Metal/non-metal wooden doors
- Cabinets
- Boxes
- Drawers



301 West Hintz Road
Wheeling, IL 60090
Telephone: 800.733.8588
Fax: 847.537.1881
www.cclsecurity.com
A Proud Union Company. (S.E.I.U.)



Secure with 1,000 Possible Combinations

Pick a combination that is easy for you to remember. You can be assured that your number is secure with 1,000 combinations possible.

Durable All-metal Construction

The Dial Combination Camlock is the best quality camlock with all solid Diecast zinc components

Easy to Use

Simply give another person the 3 digit number to open the cam. With the Dial Combination Camlock, if you are off one number, simply correct that number... **no need to start over again** (which is **very** frustrating!):

Easy to Recombine

The Combination Cabinet Lock is the easiest camlock to recombine and only takes seconds. You do not need any special tools or a mechanical degree to open the Dial Combination Camlock. Simply follow the below easy, quick instructions:

- Have the Dial Combination Camlock set on the combination that opens the Cam.
- Using a paper clip, push the set screw in while setting to the new combination.
- Release change button after desired number is dialed in.
- And that is all!

Camlocks

dial combination

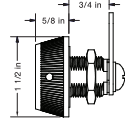
FEATURES & BENEFITS:

- Secure with 1,000 Possible Combinations
- Durable All-metal Construction
- Easy to Use
- Easy to Recombine
- Zinc alloy diecast
- Bright chrome plated standard

BEST USED FOR:

- Metal/non-metal wooden doors
- Cabinets
- Boxes
- Drawers

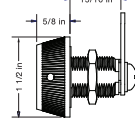
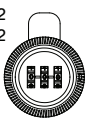
39051
39021



39051 • 39021
3/4" CAM LOCK



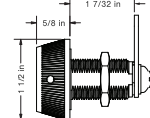
39052
39022



39052 • 39022
15/16" CAM LOCK



39053
39023



39053 • 39023
1-7/32" CAM LOCK



Contents / Cabinet Lock Materials:

Lock Face, Shell, Cylinder, Mounting Nut, Screw and Cam. Chrome Plated or Black Powder Coat Finish Depending on Model.

Instructions for setting your personal combination:

- The combination is factory set at >> 0-0-0 <<
- Combination must be on opening number prior to resetting
- On the underside outer edge of the lock there is hole for the code reset button. Rotate the face of cam until the code reset button comes into view.
- Push this pin in with a paper clip and keep it pushed in.
- Set your personal combination by turning the dials to the desired combination.
- Release the reset button and your combination is set.
- To lock, rotate lock to "locked" position. Rotate one or more dials after lock is closed.
- To open the lock, turn dials to your personal combination.

Note: If you desire, the Dial Combination Camlock can be installed such that it is nonresettable by the end-user.

Directions:

- Take off the screw to the cam and remove the cam & the "stop cam"
- Rotate the cylinder 180 degrees and then put the "stop cam" and the cam back on

ITEM #	FINISH	L	LIST PRICE PACK (EA)*	SHELF PACK PACK QTY	MASTER CARTON QTY
39051	chrome	3/4"	\$15.00	25	100
39052	chrome	5/16"	\$15.50	25	100
39053	chrome	1-7/32"	\$16.00	25	100
39021	black	3/4"	\$15.00	25	100
39022	black	5/16"	\$15.50	25	100
39023	black	1-7/32"	\$16.00	25	100



301 West Hintz Road
Wheeling, IL 60090
Telephone: 800.733.8588
Fax: 847.537.1881
www.cclsecurity.com
A Proud Union Company. (S.E.I.U.)